

Community Partners: Volunteer Program for PwA

Presented by: Amy LaFleur M.A. CCC-SLP



Adler Aphasia
CENTER



Initial Call/ Visit to Volunteer Site:

Topics to cover:

1. Education to aphasia and purpose of program.
2. Onboarding and expectations for site.
3. Environmental and physical needs.
 - Wheelchair accessibility/ambulation.
4. Monitoring progress: regular check-ins with all parties.





Volunteer Site Ideas:


- Libraries
- Food pantries
- Animal shelters
- Museums
- Senior centers
- Nursing homes
- Farms
- Non-profits
- Schools
- Religious Organizations
- Healthcare locations
- Youth organizations

Challenges

- Transportation
- Finding the right placement
- Rigid volunteer expectations



Success



- Cast a wide net
- Use your organization's existing network
- Find flexibility where you can.



Adler
Aphasias
CENTER

Clinical Application

Assessment: Consider volunteer goals

Therapy:

- Help PwA navigate websites, make introductions, plan, schedule, etc.
- Example targets for volunteer visits:
 - Script training: Meaningful phrases for site.
 - Response Elaboration Training: Use photos from volunteer work to elicit responses.
 - AAC: Set up functional vocabulary for site.
 - Supported Communication: Bring communication packet, whiteboard, etc.



Adler
Aphasia
CENTER

Outcomes

Initial pre/post survey data reveals improvements across all areas.

- **Involvement in community**
- Giving back to community
- Helping others know about aphasia
- **Volunteering**
- **Opportunities to communicate with new people**
- Opportunities to use skills and interest



Adler
Aphasia
CENTER