



# Adler Aphasia Center - Virtual Aphasia Groups

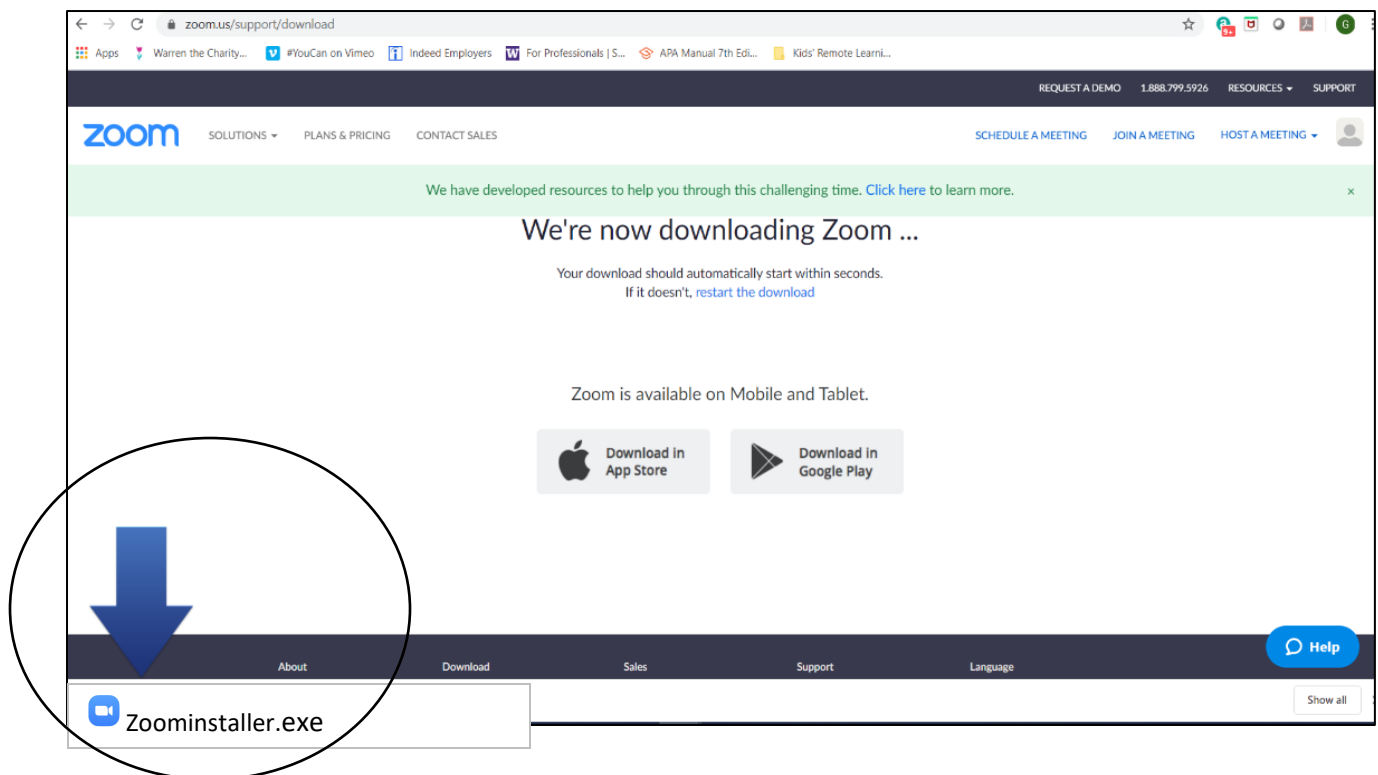
## Instructions to download Zoom

You must **download** the **Zoom software** to **join** an Adler virtual aphasia group. You can download Zoom to a computer, tablet, or smart phone.

**Download the software before you try to join a virtual group!**

To download Zoom on your **computer**

1. Click this link: <https://zoom.us/support/download>
2. A file will download to your computer
3. Click on the file to install Zoom onto your computer



Once Zoom is downloaded, you **DO NOT** need to sign into Zoom or create a Zoom account.

## To download Zoom on an iPad or iPhone

1. Find and tap on the **App Store** icon



2. In the App Store, search for **ZOOM Cloud Meetings**



There are different Zoom apps. You want to download the one called “Zoom Cloud Meetings.”

3. Tap on the **Get** button to install the app

GET

You might need your Apple password, fingerprint, or face ID to install the app. This will depend on your phone settings.

Once ZOOM Cloud Meetings is installed, you **DO NOT** need to sign into Zoom or create a Zoom account.

---

## To download Zoom on an Android tablet or phone

1. Find and tap on the **Google Play Store** icon



2. In Google Play, search for **ZOOM Cloud Meetings**



3. Tap on the **Install** button

Install

You might need your password, fingerprint, or face ID to install the app. This will depend on your phone settings.

Once ZOOM Cloud Meetings is installed, you **DO NOT** need to sign into Zoom or create a Zoom account.



# Adler Aphasia Center - Virtual Aphasia Groups

## Instructions to join a Zoom meeting

Follow these instructions to join the [Enter days/date and time of the meeting here](#)

If you have **NOT** downloaded Zoom, [Refer to the instructions above, or you can create a link for those instructions and place it here](#)

If you have **downloaded** Zoom:

Click on this link: [Add your Zoom meeting link here](#) to open the meeting on your computer, tablet or smart phone.


You can also open Zoom directly on your device and enter the **Meeting ID:** [Add your Zoom meeting ID here](#) to join the meeting.

1. Zoom will ask you to allow video.

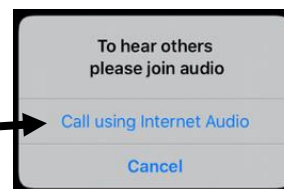
Click on "Join with Video"

A blue rectangular button with rounded corners containing the text "Join with Video" in white.

If you do not see "Join with Video", you can tap "start video" at the bottom of the screen.



2. You will be asked to allow audio.  
Click on "Call using Internet Audio"



# Need Help?



Add your contact person information here  
(Ideally it should be someone familiar and comfortable with using  
technology and Zoom)

